




PANO 5.25"

WOODWORKS®

GRILLE TEGULAR $\frac{9}{16}$ " & $\frac{15}{16}$ " INTEGRATION



CERTIFICATIONS & COMPLIANCE



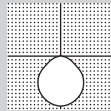
FEATURES

5 YEAR
limited
led warranty



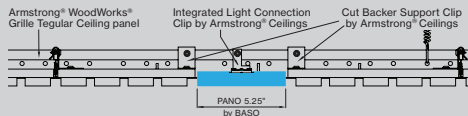
PERFORMANCE

- Coordinates with WoodWorks® Grille Tegular & Integration ceiling panel
- Up to 124lm/W
- High performance opal cover
- Remote mountable LED Driver
- Damp rated



WoodWorks® Grille Tegular Ceiling Integration

Grille Tegular Panel



REMOTE MOUNTING

Quick and easy electrical connection

REMOTE MOUNTING



Catalog Number Example

PANO5-WT9-BL-PS-OP-30K-C80-UNV-010V-0775LF-OST-02FT



A RANGE

PANO 5.25" P A N O 5

B CEILING TYPE

WoodWorks® Grille WT 9
Tegular $\frac{9}{16}$ "

WoodWorks® Grille WT 5
Tegular $\frac{15}{16}$ "

please contact your Armstrong® ceilings
rep for the Integrated Light Connection
Clip for the specified ceiling type

C COLOR

White WH
Black B L

D POWER FEED LENGTH

4' standard integrated P S

E LENS

HP opal cover O P

F CCT

3000 K 3 0 K
3500 K 3 5 K

G CRI

CRI > 80 C 8 0
CRI > 90 C 9 0

H VOLTAGE

120V / 277V U N V

I DIMMING

0-10V 1% 0 1 0 V

J OUTPUT LM/FT

775 lm/ft 100% 0 7 7 5 L F

K SHAPE / PATTERN

Linear / straight S T

L DIMENSIONS IN FT

2' fixture 0 2 F T
4' fixture 0 4 F T

fixture replaces full length of ceiling
panel slats; please see table on next
page and fixture length dimensions

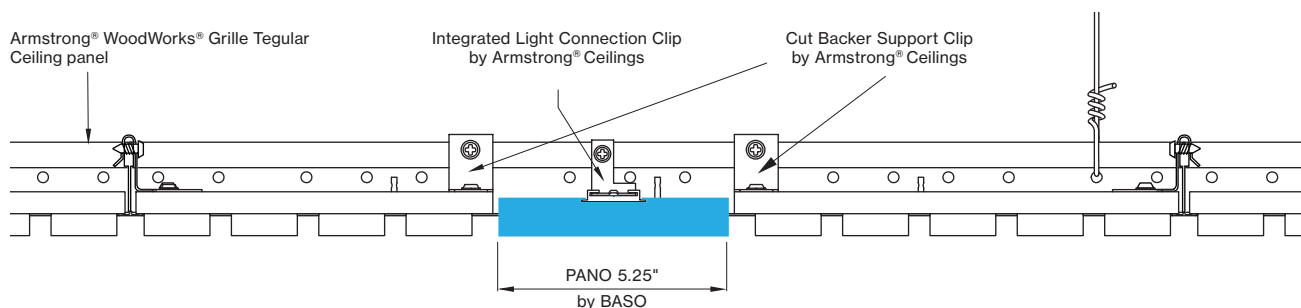
Technical data

	SIZE TYPE	LED COLOR TEMPERATURE	INPUT WATTS	DELIVERED LM TOTAL	LIGHT DISTRIBUTION	DELIVERED LUMEN DIRECT	OPTICAL EFFICIENCY	LUMINAIRE EFFICACY
PANO 5.25"								
e LED	2' opal	40 K	10.4 W	1100 lm	100 % down	1100 lm	69 %	110 lm/W
	4' opal		20.7 W	2200 lm		2200 lm		110 lm/W
e ² LED	2' opal	40 K	15 W	1550 lm	100 % down	1550 lm	69 %	106 lm/W
	4' opal		30 W	3100 lm		3100 lm		106 lm/W
e ²⁺ LED	2' opal	40 K	20.4 W	2000 lm	100 % down	2000 lm	69 %	98 lm/W
	4' opal		40.8 W	4000 lm		4000 lm		98 lm/W

for 27 K, 30 K or 35 K multiply lm value by 0.96

WoodWorks® Grille Tegular Ceiling Integration

(for more ceiling options, please see CEILING OPTIONS pages)



Available lengths for ceiling types

CEILING TYPE	2 FT	4 FT	6 FT	8 FT
WoodWorks® Grille Tegular $\frac{9}{16}$	23.375"	47.375"	n/a	n/a
WoodWorks® Grille Tegular $\frac{15}{16}$	23"	47"	n/a	n/a
WoodWorks® Grille Classic	23"	47"	71"	95"
WoodWorks® Grille Forte	*23"	47"	71"	95"
WoodWorks® Linear Solid Wood panels	*23"	*47"	*71"	95"
WoodWorks® Linear Veneered panels	*23"	*47"	*71"	95.25"

*Woodworks ceilings are not available in this length. Wood panels need to be cut in the field to fit this length.

INTEGRATED LIGHT CONNECTION CLIP

Armstrong® Ceilings Integrated Light
Connection Clip

please contact your Armstrong Ceilings rep

visit
[armstrongceilings.com](http://armstrongceilings.com/linearlighting)
[/linearlighting](http://armstrongceilings.com/linearlighting)

WoodWorks® ceiling systems

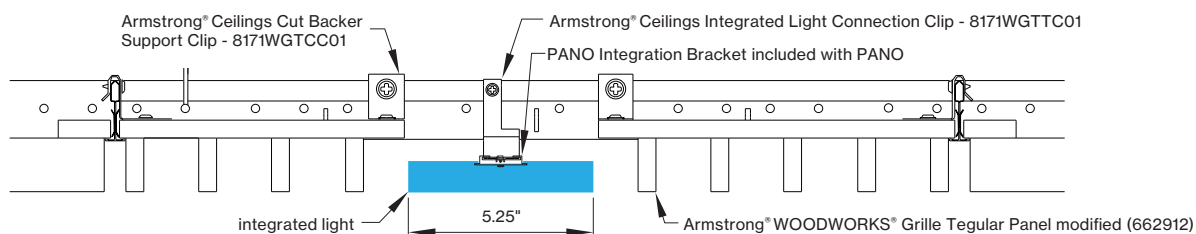
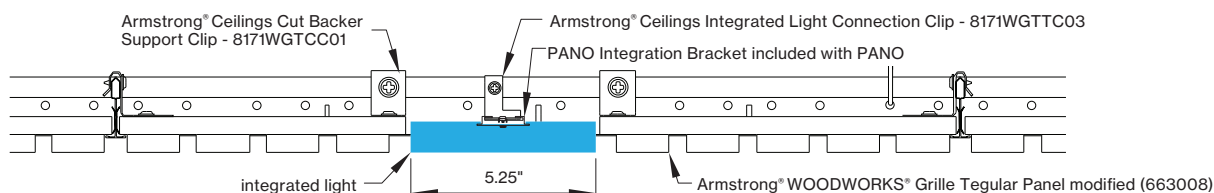
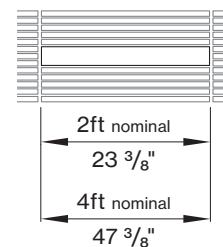
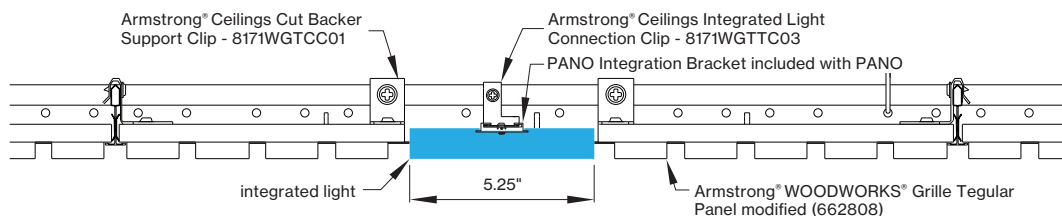
BASO PANO is only approved for Armstrong® WoodWorks Grille Tegular $\frac{9}{16}$, WoodWorks Grille Tegular $\frac{15}{16}$, WoodWorks Grille, WoodWorks Linear Solid Wood panels and WoodWorks Linear Veneered panels ceiling systems. Refer to armstrongceilings.com for installation instructions related to the ceiling products.

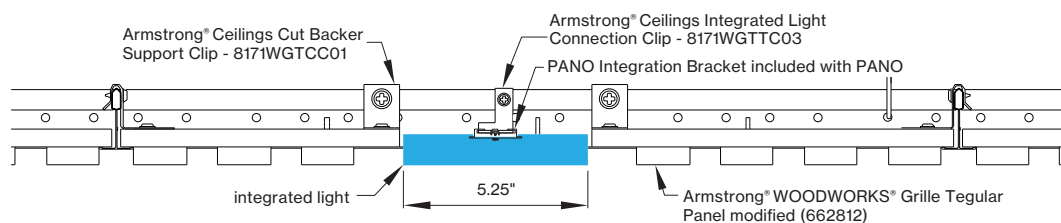
DIMENSIONS

PANO 5.25"

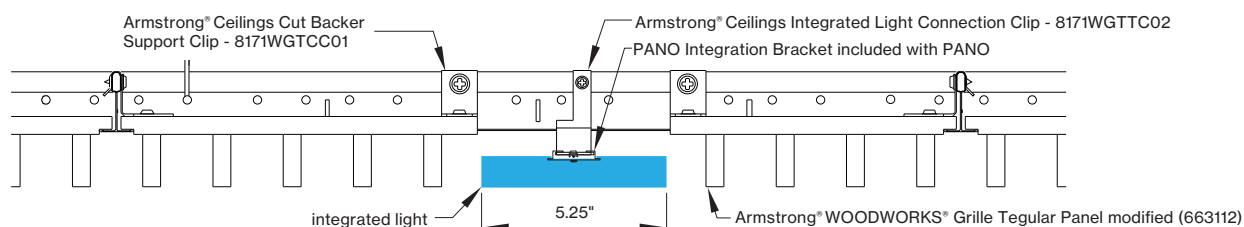
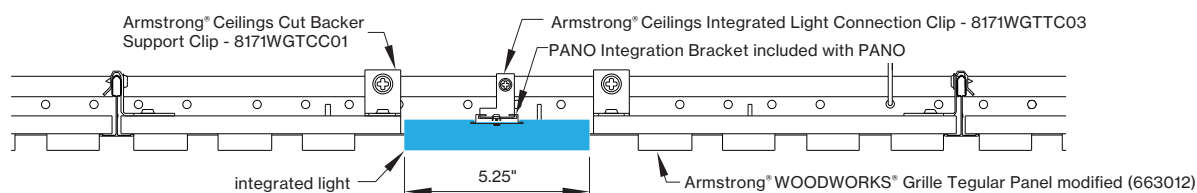
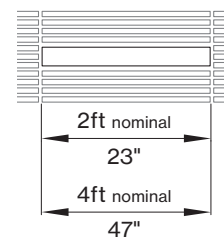
WT9 - ARMSTRONG® WOODWORKS® GRILLE TEGULAR $\frac{9}{16}$ " PANELS

WT9 view from below




WT5 - ARMSTRONG® WOODWORKS® GRILLE TEGULAR 1⁵/₁₆ PANELS


WT5 view from below


PANO mounting instructions

Get access to the PANO mounting instructions faster by scanning the QR code.

<https://www.basolighting.com/resources/mounting-instructions/pano>

